



FORM AND FIBER | TECHNICAL SHEET


BOX SERIES STEEL POWDER COATED PLANTERS




STANDARD LIP



BLADE EDGE



STANDARD: FLAT BOTTOM



OPTIONAL: TOE-KICK

CONSTRUCTION

- The Box Series Steel Powder Coated Planters are constructed of ASTM A1011 and A36 grade Carbon Steel. Planters are fabricated using 14 ga., 12 ga., 10 ga., and 1/4" thicknesses.
- Oversized boxes are constructed with internal reinforcement comprised of horizontal stiffeners, and vertical gussets. Specific dimensions for spacing of internal reinforcement is submitted via shop drawing for approval, prior to construction.
- Planters are manufactured with standard 1", 1.5", or 2" drain holes or no drain holes. Quantity and placement as directed by Purchaser. Holes are cut to nominal O.D. for standard PVC pipe trade sizes.
- If boxes with internally raised bases are specified, heat signatures may read through powder coat finish due to material thickness. *

STANDARDS

- Standard lip for 14 ga & 12 ga thick boxes = 1" wide lip + 3/4" return
 Standard lip for 10 ga thick boxes = 1-1/2" wide lip + 3/4" return
 Standard lip for 1/4" thick boxes = 2" wide lip with no return

POWDER COAT FINISH

- Planters are coated with an exterior grade polyester powder coat finish, available in standard stock and non-standard stock RAL colors. Marine grade finish can be provided for an upcharge per unit.
- Non-standard stock RAL colors and metallics are available and may require an additional up-charge per unit.

POWDER COAT STANDARD STOCK COLORS



CUSTOMIZATION

- Fabrication of F&F Steel Powder Coated Boxes can be customized to designer specified sizes for L X W X H. Boxes will be priced on labor, material, and thickness.

OPTIONS

- The following options are available in the fabrication of F&F Steel Powder Coated Boxes. Additional charges may apply:

- Standard lip Blade edge Internally raised base*
- Flat base Toe-kick base Industrial casters
- Stainless steel leveling feet Glides

STEEL POWDER COATED BOX SERIES STANDARD SIZES

PRODUCT ID	LENGTH	WIDTH	HEIGHT	MATERIAL	THICKNESS	AVG. WT.
BX_S 242418	24"	24"	18"	pc steel	12 GA.	70 lbs
BX_S 242424	24"	24"	24"	pc steel	12 GA.	88 lbs
BX_S 242436	24"	24"	36"	pc steel	12 GA.	123 lbs
BX_S 303018	30"	30"	18"	pc steel	12 GA.	96 lbs
BX_S 303024	30"	30"	24"	pc steel	12 GA.	118 lbs
BX_S 303030	30"	30"	30"	pc steel	12 GA.	140 lbs
BX_S 363624	36"	36"	24"	pc steel	10 GA.	219 lbs
BX_S 363630	36"	36"	30"	pc steel	10 GA.	259 lbs
BX_S 363636	36"	36"	36"	pc steel	10 GA.	299 lbs
BX_S 481824	48"	18"	24"	pc steel	10 GA.	186 lbs
BX_S 482424	48"	24"	24"	pc steel	10 GA.	213 lbs
BX_S 482430	48"	24"	30"	pc steel	10 GA.	253 lbs
BX_S 484836	48"	48"	36"	pc steel	10 GA.	425 lbs
BX_S 484848	48"	48"	48"	pc steel	10 GA.	532 lbs
BX_S 601824	60"	18"	24"	pc steel	10 GA.	226 lbs
BX_S 602424	60"	24"	24"	pc steel	10 GA.	253 lbs
BX_S 602430	60"	24"	30"	pc steel	10 GA.	299 lbs
BX_S 601836	60"	18"	36"	pc steel	10 GA.	312 lbs
BX_S 721824	72"	18"	24"	pc steel	10 GA.	259 lbs
BX_S 722424	72"	24"	24"	pc steel	10 GA.	292 lbs
BX_S 722430	72"	24"	30"	pc steel	10 GA.	346 lbs
BX_S 722436	72"	24"	36"	pc steel	10 GA.	399 lbs
BX_S 724848	72"	48"	48"	pc steel	1/4"	1221 lbs
BX_S 961818	96"	18"	18"	pc steel	1/4"	481 lbs
BX_S 961824	96"	18"	24"	pc steel	1/4"	587 lbs