



# FORM AND FIBER | TECHNICAL SHEET


## BOX SERIES CORTEN STEEL PLANTERS




STANDARD LIP



BLADE EDGE



STANDARD: FLAT BOTTOM



OPTIONAL: TOE-KICK

### CONSTRUCTION

- The Box Series Corten Steel Planters are constructed of ASTM A606 Type 4 & A588 grade Corten Steel. Planters are fabricated using 14 ga., 12 ga., 10 ga., and 1/4" thicknesses. Planters are offered in two finish options:
  - Un-weathered; no exterior sealant
  - Pre-weathered with exterior sealant
- Oversized boxes are constructed with internal reinforcement comprised of horizontal stiffeners, and vertical gussets. Specific dimensions for spacing of internal reinforcement is submitted via shop drawing for approval, prior to construction.
- Planters are manufactured with standard 1", 1.5", or 2" drain holes or no drain holes. Quantity and placement as directed by Purchaser. Holes are cut to nominal O.D. for standard PVC pipe trade sizes.
- If boxes with internally raised bases are specified, heat signatures may read through powder coat finish due to material thickness. \*

### STANDARDS

- Standard lip for 14 ga & 12 ga thick boxes = 1" wide lip + 3/4" return  
 Standard lip for 10 ga thick boxes = 1-1/2" wide lip + 3/4" return  
 Standard lip for 1/4" thick boxes = 2" wide lip with no return

### PRE-WEATHERED FINISH

- Planters do not weather with consistent color and patina among groups. Units weather at varying rates and develop coloration which is unique to each individual unit. (Standard level of finish shown)
- Standard sealant is a light metal sealant with matte finish applied to exterior and is a temporary sealant for handling. Units will continue to oxidize, patina will darken and sealant will wear off.
- Purchasers should exercise caution in placement as units may leach onto adjacent surfaces until fully weathered and self sealed.



### CUSTOMIZATION

- Fabrication of F&F Corten Steel Boxes can be customized to designer specified sizes for L X W X H. Boxes will be priced on labor, material, and thickness.

### OPTIONS

- The following options are available in the fabrication of F&F Corten Steel Boxes. Additional charges may apply:

- Standard lip       Blade edge       Internally raised base\*
- Flat base       Toe-kick base       Industrial casters
- Stainless steel leveling feet       Glides

### CORTEN STEEL BOX SERIES STANDARD SIZES

PRODUCT ID	LENGTH	WIDTH	HEIGHT	MATERIAL	THICKNESS	AVG. WT.
BX_C 242418	24"	24"	18"	corten steel	12 GA.	70 lbs
BX_C 242424	24"	24"	24"	corten steel	12 GA.	88 lbs
BX_C 242436	24"	24"	36"	corten steel	12 GA.	123 lbs
BX_C 303018	30"	30"	18"	corten steel	12 GA.	96 lbs
BX_C 303024	30"	30"	24"	corten steel	12 GA.	118 lbs
BX_C 303030	30"	30"	30"	corten steel	12 GA.	140 lbs
BX_C 363624	36"	36"	24"	corten steel	10 GA.	219 lbs
BX_C 363630	36"	36"	30"	corten steel	10 GA.	259 lbs
BX_C 363636	36"	36"	36"	corten steel	10 GA.	299 lbs
BX_C 481824	48"	18"	24"	corten steel	10 GA.	186 lbs
BX_C 482424	48"	24"	24"	corten steel	10 GA.	213 lbs
BX_C 482430	48"	24"	30"	corten steel	10 GA.	253 lbs
BX_C 484836	48"	48"	36"	corten steel	10 GA.	425 lbs
BX_C 484848	48"	48"	48"	corten steel	10 GA.	532 lbs
BX_C 601824	60"	18"	24"	corten steel	10 GA.	226 lbs
BX_C 602424	60"	24"	24"	corten steel	10 GA.	253 lbs
BX_C 602430	60"	24"	30"	corten steel	10 GA.	299 lbs
BX_C 601836	60"	18"	36"	corten steel	10 GA.	312 lbs
BX_C 721824	72"	18"	24"	corten steel	10 GA.	259 lbs
BX_C 722424	72"	24"	24"	corten steel	10 GA.	292 lbs
BX_C 722430	72"	24"	30"	corten steel	10 GA.	346 lbs
BX_C 722436	72"	24"	36"	corten steel	10 GA.	399 lbs
BX_C 724848	72"	48"	48"	corten steel	1/4"	1221 lbs
BX_C 961818	96"	18"	18"	corten steel	1/4"	481 lbs
BX_C 961824	96"	18"	24"	corten steel	1/4"	587 lbs